


## Genlab Prime Unstirred Water Baths



The Prime WBH are the flagship brand of Genlab water baths. They are built to the highest standards and are packed with features and enhancements.

It features our latest touch screen control system which offers intuitive control designed for laboratory use. With a resolution of 0.1°C, on screen trending, profile control and integral timers, this range of water baths helps to maximise productivity.

### Features

- 5 Sizes 8 to 54 litres
- Temperature range: 25.0°C to 80.0 °C (without lid)
- Temperature range: 25.0°C to 100.0 °C (with lid)
- 3 Stage timer modes, count down timer, or 8 stage profile or real time clock mode
- Stainless steel chamber
- 3.2in touch screen P.I.D. interface control
- On screen historical trending (48 hours)
- Manual or auto reset overheat control
- High accuracy Pt100B duplex sensors <0.8 °C
- 0.1°C resolution
- Energy efficient with integral energy meter
- New - Set point lock feature

### Options

- 10 Menu x 8 Stage Profile (& Cyclic control)
- Stainless steel flat lids
- Gabled lids
- Audible warning alarms
- Stainless steel external body
- Traceable calibration to national standards
- Drain valve and tap
- Extended warranty



## Design

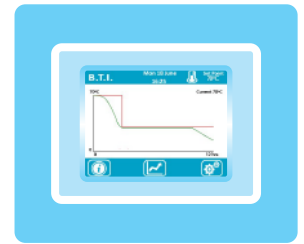

The exterior is constructed from sheet steel and finished in an easy clean powder coated paint. It is fitted with a stainless steel interior bath which will allow filling up to 90% total volume. Each bath is supplied with a stainless steel base tray. Heating is applied to the base of the bath, which enhances temperature uniformity and optimises internal space.

## Heating

Heated by silicone heater mats with integral safety shut down if detecting dry boil conditions. Please note these baths are not designed to dry boil so always ensure water is in the bath before you turn on.

## Controls

The control system comprises of a bespoke touch screen user interface, that offers both accurate temperature control and an integral overheat system by using 2 individual PT100 sensors. Advanced features can be turned on and off to suit bespoke heating applications and tailored to customer preference. Temperature trending is displayed for up to 48 hours and optional upgrades are available for alarm outputs.



## Sizes and Specifications

Genlab Reference Number	Capacity (approx litres)	Internal Dims (Depth x W x L cms)	External Dims (Height x W x L cms)	Shelves	Wattage	Voltage	Weight (kg)
PWBH8/TDIG	8.1	20* x 30 x 15	27 x 33 x 29**	1	400	230	8
PWBH13/TDIG	12.5	15* x 30 x 32	22 x 33 x 47**	1	800	230	10
PWBH18/TDIG	17.3	20* x 30 x 32	27 x 33 x 47**	1	800	230	11
PWBH27/TDIG	27.0	20* x 30 x 50	27 x 33 x 65**	1	1200	230	16
PWBH54/TDIG	53.8	20* x 49 x 61	28 x 66 x 65**	1	2400	230	26

\* Internal depth is total depth of tank. We recommend to leave at least 2cm from the top of the tank and the shelf is 2cm tall hence useable height for full submersion is 4cm less then figures shown.

\*\* Allow for additional 8cm on external length for power lead when calculating bench space

\*\* Adding a drain valve and tap in the options will increase overall height by 5cm

## Ordering

All units have a powder coated mild steel exterior with stainless steel available as an option. All units come fully insulated with a stainless steel interior bath. Lids need to be ordered separately as an option.

Where options are required, simply add the option code to the original reference.

E.g. PWBH13/TDIG with stainless steel exterior and gabled lid becomes PWBH13/TDIG/SSE/GL

Contact sales for bespoke options.

## Option Codes

Stainless steel flat lid - FL

Gabled lid - GL

Audible warning - AWA

Stainless steel body - SSE

Drain valve and tap - DVT

Traceable calibration - SPC

Extended warranty - X1

10 Menu x 8 Profile (inc Cyclic) - 10PRO

Supplied with no lid



Supplied with flat lid



Supplied with gabled lid

